

Customer Name	Bunnings Order No.
Bunnings Store Name	Bunnings Contact
Customer Address	Colour / Species
Customer Contact	Edge Profile








Professional installation service

Product (Please tick) Think Timber™ Think Quartz™ Stone Think Granite™ Think Solid™ Custom Think Solid™ Modular

Please draw your kitchen (using the Key and include measurements on the diagram)

	1m	2m	3m	4m	5m	6m
1m	<div style="border: 1px solid black; padding: 5px;"> <p>Scale <input type="checkbox"/> = 10cm</p> <ul style="list-style-type: none"> Please label each section of your top as "A", "B", "C" etc as required. Please mark on your drawing clearly where Sink and Cooktop cutouts will be. If applicable, please show where the safety corners will be required. Please indicate (if applicable) where overhang is. Overhang must not exceed 150mm unsupported. Greater overhangs will require additional support. </div>					
2m						
3m						
4m						
5m						

Key:

						
seen edges requiring edge Profile	Join position	Denotes square finished edge butting up to a freestanding appliance	Denotes approximate position of cooktop/sink	Denotes overhang - please indicate depth	Denotes safety corners 15mm radius (solid only)	Denotes wall position

Measurement Table (please round up to 2 decimal places)

Benchtop Piece	Length (m)	Width (m)	Total Area (m ²)
A			
B			
C			
D			
E			
F			
G			
		Total Area (m ²)	

*Cut-outs for cooktop and sink are not supplied with your Think Solid™ benchtop and need to be completed on site.

Place your order in store at the Special Orders Desk.

Conditions of Purchase

The customer accepts full responsibility for the measurements provided. The supplier holds no responsibility for incorrect measurements and will be manufacturing to the specifications provided in your Think Benchtops™ order form. No provisions will be made for sink or cooktop cutouts. You may wish to employ a professional to make these cuts for you. Think Benchtops™ can be quite heavy and may need more than one person to lift the pieces.

All orders are final.

Darker colours marked with a ^ will require more care & attention to maintain their look.
 -Actual thickness of solid is 12mm, stone and granite is 20mm, timber is 32mm. 24,38 and 40mm refer to edge thickness and may vary slightly due to the manufacturing process.

Customer Signature _____

Date _____